

# GENERAC®

POWER SYSTEMS, INC.

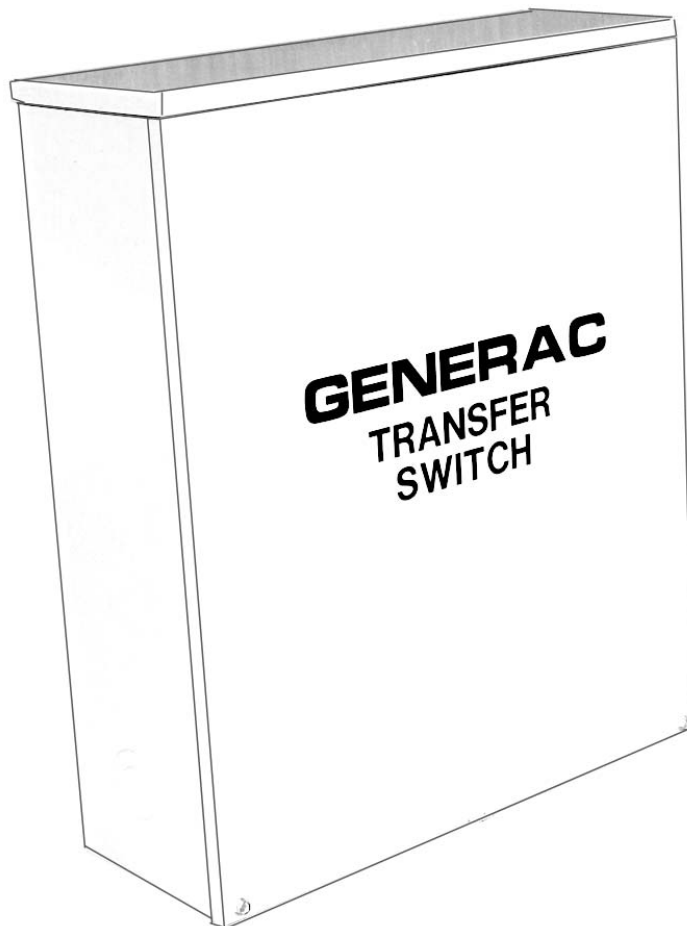
## Owner's Manual

GTS "W" Type

**Automatic  
Transfer Switch**

200 Amp, 250 Volts

Model 04635-0

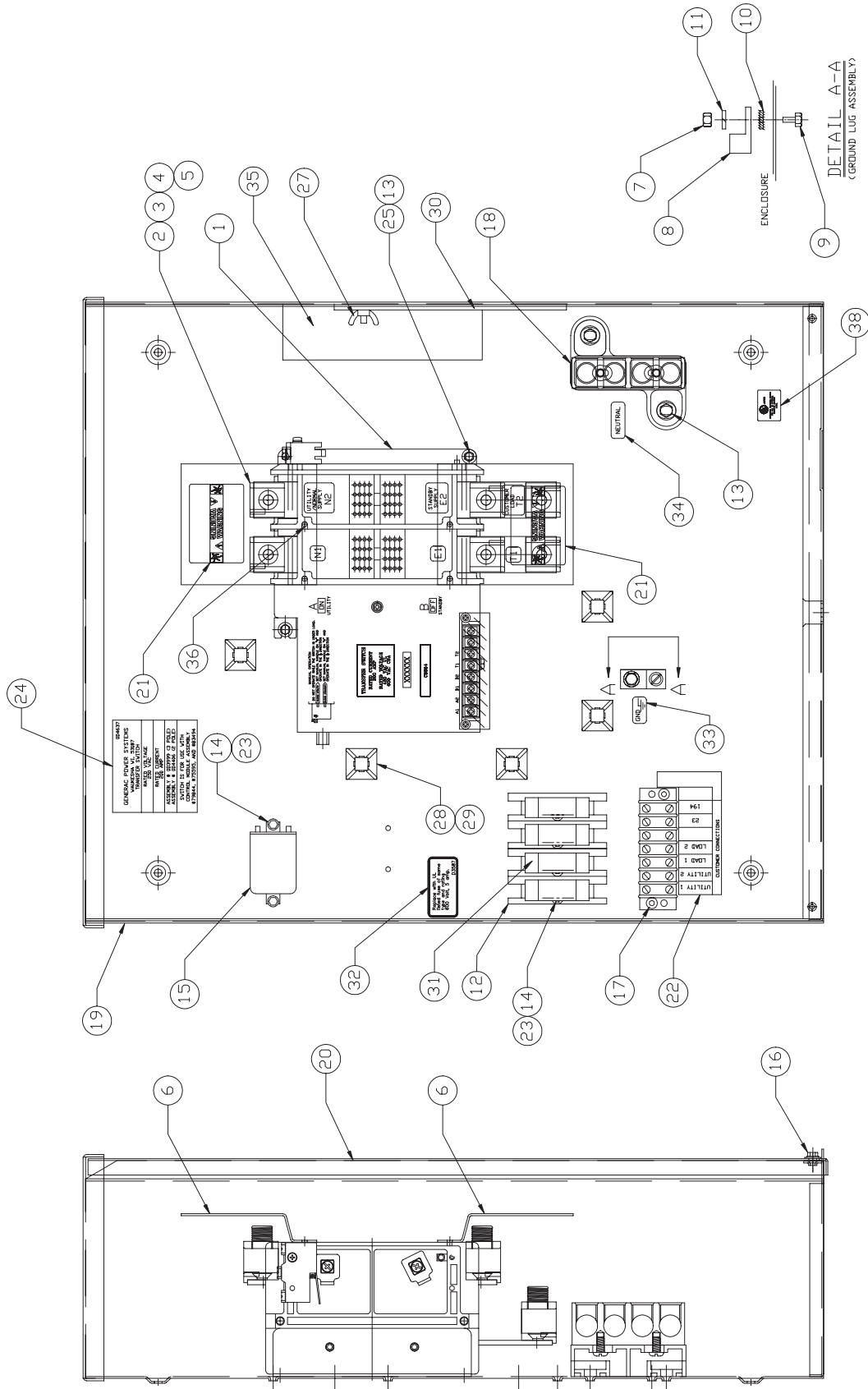


This manual should remain with the unit.

**Section 6 – Exploded Views and Parts List**

**Generac GTS "W" Type Transfer Switch**

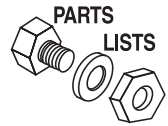
**Transfer Switch Assembly (2-pole) – Drawing No. 0D4406-E**



## Section 6 – Exploded Views and Parts List

### Generac GTS "W" Type Transfer Switch

#### Transfer Switch Assembly (2-pole) – Drawing No. 0D4406-E



ITEM	PART NO.	QTY.	DESCRIPTION
1	0C8884	1	XFER SW-W 200A600V2P
2	0A9949	6	LUG SLDLSS 400-#4X1/4-20 CU7AL
3	0C4896	6	SCREW FHMS M8-1.25 X 20MM CR
4	067989	6	NUT LOCK FL M8-1.25 YEL CHR
5	026902	6	SCREW HHTT #8-32 X 1/4 CZ
6	0C7907H	2	LUG COV2P 150/200AMP
7	022259	1	NUT HEX 5/16-18 STEEL
8	057329	1	LUG SLDLSS 350-#6X13/32 AL/CU
9	022142	1	SCREW HHC 5/16-18 X 3/4 G5
10	027482	1	WASHER SHAKEPROOF EXT 5/16 STL
11	022129	1	WASHER LOCK M8-5/16
12	073591	4	FUSE HOLDER
13	090388	5	SCREW HHTT M6-1.0 X 12 YC
14	0A1495	6	SCREW HHTT M4-0.7 X 10 BP
15	063617	1	RELAY PNL 12VDC DPDT 10A@240VA
16	0C2454	2	SCREW TH-FRM M6-1X16 N WA Z/JS
17	0A1661	2	RIVET POP .156 X .160-.164/#20
18	0C4449A	1	ASS'Y-NTRL BL150-200A
19	0D3714	1	WELDMENT, TRANSFER SWITCH BOX
20	0D5589	1	SILK SCREEN, ATS COVER
21	0C8308	2	DECAL TERMINAL SHOCK HAZARD
22	0A2595	1	DECAL, TERM. STRIP
23	022264	6	WASHER LOCK #8-M4
24	0D4637	1	DECAL, SWITCH RATING
25	022097	3	WASHER LOCK M6-1/4
27	025870	1	NUT WING 1/4-20
28	057593	5	CABLE TIE MOUNT BLACK
29	064761	5	TIE WRAP UL 5.6 X .10 NATL
30	063321	1	HANDLE XFER SWITCH 1-400A
31	073590A	4	FUSE 5A X BUSS
32	0D3587	1	DECAL, FUSE REPLACEMENT
33	067210A	1	DECAL GROUND LUG
34	0A9457	1	DECAL NEUTRAL
35	0D4545	1	DECAL, MANUAL OPERATION
36	0C8275	4	SCREW PPHM DSEMS M4-7 X 10 ZNC
37*	0D3305	1	DECAL, TEST SEQUENCE 2P TS
38	081221	1	DECAL-UL LIST HSB

\*CENTER DECAL ON INSIDE OF THE COVER (ITEM #20)